

Everyday

LEADERSHIP

CARDS

WRITING AND

DISCUSSION PROMPTS

MARIAM G. MACGREGOR, M.S.

free spirit  
PUBLISHING®



Everyday  
LEADERSHIP

From *Everyday Leadership Cards* by Mariam G. MacGregor, M.S., copyright © 2009. Used with permission from Free Spirit Publishing Inc., Minneapolis, MN; 800-735-7323; [www.freespirit.com](http://www.freespirit.com). All rights reserved.

Copyright © 2010 by Mariam G. MacGregor, M.S.  
All rights reserved.

*Everyday Leadership Cards* are part of the Everyday Leadership curriculum.

**Free Spirit Publishing Inc.**

217 Fifth Avenue North, Suite 200

Minneapolis, MN 55401-1299

(612) 338-2068

help4kids@freespirit.com

www.freespirit.com

Edited by Eric Braun

Designed by Michelle Lee

10 9 8 7 6 5 4 3 2 1

Printed in China

R18260709

# INTRODUCTION

Though they may not use “leadership” words to describe their own behavior or what’s happening around them, preteens and teens recognize leadership traits and behaviors early on. They identify who they want to follow, friends who get things done, and role models to admire. Through daily experiences, they learn and apply leadership concepts like respect, trust, teamwork, integrity, responsibility, ethics, risk taking, and honesty. Discussing and writing about leadership directly helps young people build leadership skills by encouraging leadership competence and self-awareness. The *Everyday Leadership Cards* make it easy to infuse leadership into discussions and written reflection.

## TALKING AND WRITING ABOUT LEADERSHIP

Opportunities to talk and write about leadership behaviors are plentiful throughout a typical day, as are reasons to do so. Use *Everyday Leadership Cards* when you want to:

- help group members learn and apply productive conflict resolution skills

- encourage responsibility through classroom and home activities
- explore current events with your group
- provide opportunities to explore how people with divergent views thoughtfully express opinions
- help resolve differences between friends
- discuss personal values and address social differences
- explore honesty and acting with integrity, even in difficult situations

Here are some ways to consider incorporating the *Everyday Leadership Cards*:

### *As a Daily Theme*

Choose a card at the beginning of the day and incorporate the topic all day long. For example, have kids follow up on a prompt later in the day by developing their own age-appropriate dilemmas on the topic. These could be discussed during daily observations and conversation.

### *During Group or Family Time*

Take turns reading cards out loud when your group is together. Once you talk about the specific

question, connect the discussion to related topics and situations people in your group may have experienced or could encounter. Encourage group members to share personal examples or concerns. Teens can also use the cards to inspire discussions when they're in leadership or mentoring roles with peers or younger kids.

## *During Challenging Situations*

When group members encounter a crisis and struggle with what to do, read a card and take a break from talking about the immediate issue. Talking about the card topic—whether or not it's related to the situation—allows the individuals to focus on a totally different issue. As a result, new solutions for the original crisis may come to light.

## *In the Classroom*

Class discussions expose students to different leadership perspectives from peers. The diverse nature of the questions presents an engaging tool to promote leadership development and productive interaction between students. Journaling gets interesting



when students are writing on topics that relate to real life.

## To Supplement the Building Everyday Leadership Curriculum

These cards are an exceptional way to supplement the 21 sessions in *Building Everyday Leadership* and encourage kids deeper into leadership discussions.

### USING THE CARDS WITH YOUR GROUP


The cards are designed for use with kids from 5th grade and up. If using them with preteens, review the cards ahead of time and identify any that might need to be simplified. Younger kids may need plenty of examples to help them understand and apply the concepts.

Regardless of the age you're working with, you'll find it helpful to follow up on prompts with relevant *who*, *what*, *why*, and *why not* questions to inspire further discussion. Again, it helps if you review prompts ahead of time so you can think of follow-up questions.

Some of the prompts in this deck may lead the discussion toward questions of what is "right"

or “wrong,” or assertions of what “should” be done. It’s important to remember that there is no right or wrong answer for any of the prompts. For that reason, creating an environment where participants feel comfortable expressing diverse views, while promoting tolerance, respect, and understanding for these differences, is valuable.

Finally, many of the prompts in this deck may lead to the disclosure of personal information by group members. In addition to respecting diverse opinions, instruct your group to honor everyone’s privacy. And, though you’ll want to encourage everyone to talk and write honestly, remind them that they should reveal only what they are comfortable sharing with others. Caution group members not to mention other people’s personal information or to use real names when recounting interactions or conflicts, both within and outside the group.



# PROMPT FORMATS

There are two types of prompts in this deck:

## QUESTION PROMPTS

These prompts present a straightforward question. Answers will vary in depth depending on the age of your participants and the setting you're in.

Some question prompts have a follow-up prompt below them titled "Stuck?" The "Stuck?" follow-ups provide examples or further detail to help readers get a handle on issues that may be open to interpretation or have lots of "gray area."

## IMAGINE THIS!

These scenarios ask readers to put themselves in an imaginary, true-to-life situation and decide for themselves how they'd solve a dilemma.

Every "Imagine This!" scenario has a follow-up prompt called "In a Nutshell," a one-to two-sentence summary of the issue behind the fictionalized scenario. After discussing the scenario, you may wish to use the "In a Nutshell" prompt to extend the discussion to real situations facing the group or its members.



# LEADERSHIP CATEGORIES

The *Everyday Leadership Cards* are grouped into nine leadership categories. Each category is comprised of 12 to 16 prompts covering a range of related topics.

## QUALITIES OF LEADERSHIP

Explore the characteristics and expectations of leaders and leadership.



## WORKING WITH OTHERS

Explore what it takes to successfully work with others, from teambuilding to delegating.



## SELF-AWARENESS

Explore personal values, talents, and what makes each person uniquely capable of handling different situations.



## POWER PLAY

Explore the role and impact of power and influence as they relate to leadership.



## CREATIVE THINKING

## & RISK TAKING

Explore ways to try new things or new approaches.



## SOCIAL ISSUES

Explore contemporary issues that leaders may encounter and ways to make positive change in large and small ways.



## COMMUNICATION

Explore what it takes to be a strong communicator, from active listening to successfully expressing an opinion.



## DOING THE RIGHT THING

Explore ethics, role modeling, and integrity, while strengthening decision-making skills.




## LEADERSHIP THROUGH TIME


Explore how perspectives on leaders and leadership have changed over time and ways leaders leave their mark in history.



# LEADERSHIP BOOKS FROM FREE SPIRIT



*Teambuilding  
with Teens*



*Building Everyday  
Leadership in All Teens*

free spirit  
PUBLISHING®



*Everyday Leadership*

From *Everyday Leadership Cards* by Mariam G. MacGregor, M.S., copyright © 2009. Used with permission from Free Spirit Publishing Inc., Minneapolis, MN; 800-735-7323; [www.freespirit.com](http://www.freespirit.com). All rights reserved.