

## Activity 3 - Describing Places in the Community

*Instructions:* Ask the student to describe each of the places/events below in detail. Encourage the student to talk about personal experiences in each situation. Present prompts to elicit additional information. Use Worksheets 3-1 through 3-9 to record responses.

1. **What is a hair salon (barber shop)?**

*Sample response:* A hair salon is a place where people go to get their hair cut. Customers tell the stylist how they want their hair to look. The stylist uses scissors, razors, and electric trimmers to cut hair.

2. **What is a supermarket?**

*Sample response:* A supermarket is a large food store where people go to buy food that they use at home to prepare meals. Food is stored on shelves and in bins at the store. Different types of food are located in different parts of the store. You put the food you want to buy into a shopping cart and take it up to the front of the store to pay for it.

3. **What is a restaurant?**

*Sample response:* A restaurant is a place that serves food to the public. You sit at a table and select the food you want from a menu. A server brings the food that you order. You pay for the meal after you finish eating.

4. **What is a school?**

*Sample response:* A school is a place where instruction is provided to students by a teacher. The school has classrooms where the instruction is given. Each classroom has a teacher who helps the students learn new things. Computers are used in many schools for classroom lessons. Many schools also have a library with many books to choose from.

5. **What is a circus?**

*Sample response:* A circus is a place where people go to see animals, acrobats, and clowns perform. The performances take place in a large tent. Animals do tricks and clowns do things to make people laugh. The circus performers often travel from town to town to put on a show for the people.

6. **What is a city?**

*Sample response:* A city is an area of land that has its own government officials such as a mayor. Each city has its own set of laws and regulations. There are buildings, houses, and roads in a city.

7. **What is an airport?**

*Sample response:* An airport is a place where aircraft can land and take off. People board airplanes at the airport to travel to different parts of the world. You pay for a boarding pass and then get on a plane that takes you where you want to go. Aircraft can be repaired at the airport.

## Activity 9 - Compare the Scenes

Name: \_\_\_\_\_ Date: \_\_\_\_\_

*Instructions:* Twenty picture pairs are used in this activity. Sit beside the student and place the book so that the pictures are facing him/her. Select five or more picture pairs and ask the student to describe how the two pictures are the same and how they are different. Record student's responses on Worksheet 9.

*Sample response:*

Scene 1 - A Giraffe at Work

Both pictures show a giraffe sitting at a desk with a telephone on it.

Scene 1A

There is a round clock on the left side.

The giraffe has squares on his body.

The giraffe's tie has thick stripes.

The telephone has a long cord.

The tree near the giraffe is short.

Scene 1B

There is a square clock on the right side.

The giraffe has circles on his body.

The giraffe's tie has thin stripes.

The telephone has a short cord.

The tree near the giraffe is tall.

*Picture Pairs*

Scene 1 - A Giraffe at Work

Scene 2 - Flying a Kite

Scene 3 - Duck Pond

Scene 4 - The Juggling Clown


Scene 5 - Playing Ball

Scene 6 - On Top of the Mountain

Scene 7 - Painting a Picture

Scene 8 - Dinner for Fido

- Scene 9 - Digging a Hole
- Scene 10 - On the Farm
- Scene 11 - Time to Vacuum
- Scene 12 - Flying a Kite
- Scene 13 - Singing a Song
- Scene 14 - A Day at Home
- Scene 15 - Time to Shop
- Scene 16 - Sailing Out to Sea
- Scene 17 - At the Beach
- Scene 18 - Mermaid Island
- Scene 19 - Playing with a Yo-Yo
- Scene 20 - Rocket Blast Off



**Activity 9****Compare the Scenes**


Student: \_\_\_\_\_

Date: \_\_\_\_\_


*Worksheet 9*

*Instructions:* List the picture scene being described. Record similarities and differences mentioned by the student.

Picture Scene	Similarities	Differences



Scene 1A



Scene 1B