


Washing and Drying Hands





Ken has dirty hands.

He uses the sink to wash his hands.

He washes with soap and water.

Ken dries his hands with a towel.

Now his hands are clean.



Name: _____ Date: _____

Following Instructions

- ___ 1. Draw a circle around the sink.
- ___ 2. Draw a line under the small soap.
- ___ 3. Draw a red square around the towel.
- ___ 4. Draw a green circle on the large soap.

Finish the Sentence

1. You use it to get water. It is a _____. (sink)
2. You rub it on your hands to get them clean. It is a bar of _____. (soap)
3. You use it to dry your hands. It is a _____. (towel)
4. You need to wash your hands when they are _____. (dirty)
5. After you wash your hands, they are _____. (clean)

Talk About Words

1. What is a sink?

2. What is soap?

3. What is a towel?
