

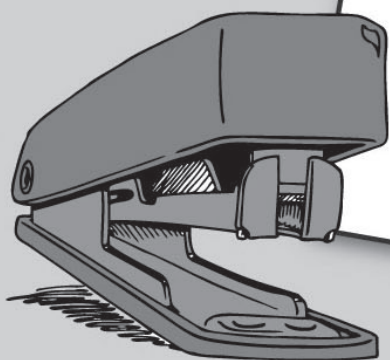


Years 1-2



FLIP BOOK PHONICS

Book 1



By Lindsay Marsh

Contents

Teachers' Notes	4	Section Three:	
Curriculum Links	5	Substituting Final Sounds	33
Section One:		Change The Last Letter 1	34
Replacing Initial Sounds	6	Change The Last Letter 2	35
'at' words	7	Change The Last Letter 3	36
'ig' words	8	Change The Last Letter 4	37
'ap' words	9	Change The Last Letter 5	38
'og' words	10	Change The Last Letter 6	39
'it' words	11	Change The Last Letter 7	40
'ar' words	12	Change The Last Letter 8	41
'ing' words	13		
'ook' words	14	Section Four:	
'ag' words	15	Substituting Medial Sounds	42
'all' words	16	Change The Middle Letter 1	43
'ip' words	17	Change The Middle Letter 2	44
'oo' words	18	Change The Middle Letter 3	45
'ine' words	19	Change The Middle Letter 4	46
'un' words	20	Change The Middle Letter 5	47
'ake' words	21	Change The Middle Letter 6	48
'est' words	22	Change The Middle Letter 7	49
'ump' words	23	Change The Middle Letter 8	50
Section Two:			
Deleting Initial Onset Sounds	24	Answers	51-52
Removing First Letters 1	25		
Removing First Letters 2	26		
Removing First Letters 3	27		
Removing First Letters 4	28		
Removing First Letters 5	29		
Removing First Letters 6	30		
Removing First Letters 7	31		
Removing First Letters 8	32		

Teachers' Notes

Educators generally agree that giving students a strong knowledge of phonics early in their schooling helps them to become competent readers. This belief is based on research which shows that a sound grasp of phonics enables students to understand unfamiliar words when they encounter them – allowing them to develop into proficient readers.

Recently, the Australian Federal Government has pushed for a renewed focus on phonics and is considering introducing a national phonics check test for students in the early years. This 'renewed focus' is based on the belief that learning to read is not a natural process but rather something that needs to be explicitly taught through an emphasis on connecting sounds with letters.

Flip Book Phonics is a two book series which has been written especially for students in Years 1 and 2 to help them acquire basic phonemic awareness and basic phonemic skills. The cut and staple element of the books is designed to engage students and is a fun feature that will encourage students to enjoy the process of consolidating their phonic knowledge. Students can keep their flip books and use them as a personal reference for revision and clarity.

The activities in the Flip Book Phonics series have been created so that the students can work independently, but each teacher can decide how much scaffolding is needed before distributing the work to their individual students.


There are four sections in this book. Each section focusses on a different skill and curriculum link which is displayed in the footer of each page. Suggested answers can be found at the back of the book.

'at' words

Add beginning letters to create as many 'at' words as you can.
Draw pictures to match. Cut and staple to make a flip book.

Example:

 C at



 at

 at

 at

 at

 at



'ine' words

Add beginning letters to create as many 'ine' words as you can.
Draw pictures to match. Cut and staple to make a flip book.

Example:

| **v** ine



 ine

 ine

 ine

 ine

 ine




Removing First Letters 1

Take away the first letter of each word to create a new word. Draw a picture to match each new word. Cut and staple to make a flip book.

Example:

farm




New word is:

arm




hand



New word is:

dart



New word is:



Change The Last Letter 2

Change the last letter of each word to create a new word. Draw a picture to match each new word. Cut and staple to make a flip book.

hot



New word is:

ho__

pot



New word is:

po__

fox



New word is:

fo__



Change The Middle Letter 1

Change the middle letter of each word to create new words. Draw a picture to match each new word. Cut and staple to make a flip book.

spy



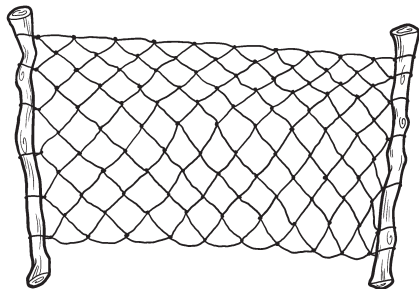
New word is:

s__y

New word is:

s__y

net




New word is:

n__t

New word is:

n__t

top



New word is:

t__p

New word is:

t__p

