

Program at a Glance

Unit	Lesson	Skills	Letter Work	Visual Materials	Lesson Assessments
1	1a	➤ Blending compound and two-syllable words		Picture-Word Cards: sun, flower Picture Cards: football, baseball, tree-house, toolbox, puzzle, paper	Lesson 1a, p. 22
	1b			Picture-Word Cards: snow, ball Picture Cards: bluebird, eggshell, haircut, swimsuit, zipper, garden	Lesson 1b, p. 25
	1c			Picture-Word Cards: mail, box Picture Cards: eyelid, railroad, washcloth, hairbrush, pumpkin, sandwich	Lesson 1c, p. 28
2	2a	➤ Blending compound and two-syllable words ➤ Segmenting compound words	New Letter: P	Picture Cards: peanut, sandbox, pizza, rainbow, toothbrush, doghouse Picture-Word Cards: fire, flies	Lesson 2a, p. 31
	2b			Picture Cards: popcorn, doorknob, bedroom, hairbrush, toothpaste, wheelchair Picture-Word Cards: star, fish	Lesson 2b, p. 34
	2c			Picture Cards: shoelace, eyebrow, lampshade, highchair, bluebird, sunset Picture-Word Cards: cup, cake	Lesson 2c, p. 37
3	3a	➤ Blending two-syllable words ➤ Segmenting compound and two-syllable words	Review Letter: P New Letter: M	Picture Cards: footprint, airplane, mousetrap, candy, apple, cookie	Lesson 3a, p. 40
	3b			Picture Cards: sailboat, seashell, raindrop, circle, pocket, bacon	Lesson 3b, p. 43
	3c			Picture Cards: spaceship, shoelace, flagpole, waffle, diaper, table	Lesson 3c, p. 46
4	4a	➤ Segmenting two-syllable words	Review Letters: P, M New Letter: B	Picture-Word Cards: ro, cket; mar, bles; whi, stle Picture Cards: trumpet, jacket, monster	Lesson 4a, p. 49
	4b			Picture-Word Cards: ba, by; muf, fin; yo, gurt Picture Cards: lightning, pretzel, turkey	Lesson 4b, p. 53
	4c			Picture-Word Cards: wa, gon; sham, poo; mush, room Picture Cards: scissors, mountain, balloon	Lesson 4c, p. 57



Unit	Lesson	Skills	Letter Work	Visual Materials	Lesson Assessments
5	5a	<ul style="list-style-type: none"> ➤ Concept of first ➤ First part of compound and two-syllable words 	Review Letters: P, M, B New Letter: S	Picture-Word Cards: horse, shoe; eye, ball; rain, coat Picture Cards: tree, cat, pizza, car, animals	Lesson 5a, p. 61
	5b			Picture-Word Cards: cow, boy; bread, stick; stop, watch Picture Cards: dog, truck, bus, phone, animals	Lesson 5b, p. 66
	5c			Picture Cards: house, coat, train, snake, animals Picture-Word Cards: tea, pot; snow, man; stop, light	Lesson 5c, p. 71
6	6a	<ul style="list-style-type: none"> ➤ Concept of first ➤ First part of compound and two-syllable words 	Review Letter: P, M, B, S New Letter: C	Picture Cards: apple, shoe Picture-Word Cards: bird, house; paint, brush; book, shelf	Lesson 6a, p. 76
	6b			Picture Cards: hat, door Picture-Word Cards: cheese, cake; sun, roof; school, bus	Lesson 6b, p. 80
	6c			Picture Cards: sun, cup Picture-Word Cards: car, seat; gum, ball; pan, cake	Lesson 6c, p. 84
7	7a	<ul style="list-style-type: none"> ➤ Small parts of compound and two-syllable words with simple and complex sounds ➤ First sounds of onset-rime 	Review Letters: P, M, B, S, C New Letter: T	Picture Cards: sun, flower, cheese, cake, gold, fish Picture-Word Cards: D, uck; N, est; P, ig	Lesson 7a, p. 87
	7b			Picture Cards: snow, man, foot, ball, tooth, brush Picture-Word Cards: L, ime; W, orld; B, ear	Lesson 7b, p. 92
	7c			Picture Cards: mail, box, cup, cake, fish, bowl Picture-Word Cards: F, ence; W, orm; N, ose	Lesson 7c, p. 96



Unit	Lesson	Skills	Letter Work	Visual Materials	Lesson Assessments
8	8a	➤ First sounds of segmented one-syllable words (simple initial sounds)	Review Letters: P, T New Letter: D	Picture Sheet: mop, sock, cat, bug Picture-Word Sheet: Bug, Cat, Sock, Mop	Lesson 8a, p. 100
	8b		Review Letters: P, M, S, C New Letter: D	Picture Sheet: bat, five, toad, web Picture-Word Sheet: Five, Toad, Web, Bat	Lesson 8b, p. 104
	8c		Review Letters: P, M, S, T New Letter: D	Picture Sheet: coat, leaf, bed, dog Picture-Word Sheet: Leaf, Bed, Dog, Coat	Lesson 8c, p. 108
9	9a	➤ First sounds of segmented one-syllable words (complex initial sounds)	Review Letters: M, C, D New Letter: L	Picture-Word Cards: C, L, OCK; S, K, ATE; T, R, EE Picture-Word Sheet: Train, Broom, Plant, Skirt Picture Sheet: skirt, plant, broom, train	Lesson 9a, p. 112
	9b		Review Letters: P, M, D New Letter: L	Picture-Word Cards: S, P, OON; G, R, APES; B, R, EAD Picture-Word Sheet: Brain, Crab, Tray, Slide Picture Sheet: tray, brain, slide, crab	Lesson 9b, p. 117
	9c		Review Letters: P, M, T, D New Letter: L	Picture-Word Cards: S, W, ING; F, R, OG; C, R, OWN Picture-Word Sheet: Stew, Glue, Black, Crutch Picture Sheet: black, stew, crutch, glue	Lesson 9c, p. 121
10	10a	➤ First sounds of one-syllable words	Review Letters: P, M, B, S, C, T, D, L New Letter: H	Picture Sheets: rat, bat, hat, cat; cat, rat, bat, hat Picture Cards: log, fog, dog	Lesson 10a, p. 126
	10b			Picture Cards: nail, whale, tail, mail; whale, mail, nail, tail Picture Cards: phone, cone, bone	Lesson 10b, p. 130
	10c			Picture Sheets: van, fan, man, can; can, man, fan, van Picture Cards: light, kite, night	Lesson 10c, p. 134



Program at a Glance

Unit	Lesson	Skills	Letter Work	Visual Materials	Lesson Assessments
11	11a	➤ First sounds of one-syllable words	Review Letters: P, S, C, T, D, L, H New Letter: R	Letter Cards: B, M Word Cards: -at, -ike, -all; -ad, -et, -iss	Lesson 11a, p. 138
	11b		Review Letters: M, B, C, T, D, L, H New Letter: R	Letter Cards: P, S Word Cards: -an, -et, -ig; -eed, -un, -ip	Lesson 11b, p. 143
	11c		Review Letters: P, M, B, S, T, D, L, H New Letter: R	Letter Cards: C, R Word Cards: -an, -ool, -ut; -un, -ace, -ip Picture Cards: football, baseball	Lesson 11c, p. 148
12	12a	➤ First sounds of one-syllable, complex words	Review Letters: P, M, B, S, C, T, D, L, H, R New Letter: N	Picture Cards: chips, thread, glass, blue	Lesson 12a, p. 153
	12b			Picture Cards: blocks, green, shirt, clip	Lesson 12b, p. 157
	12c			Picture Cards: brown, world, ship, chair	Lesson 12c, p. 161



Lesson 2a

- SKILLS**
- Blending compound and two-syllable words
 - Segmenting compound words

MATERIALS

Picture Cards: peanut, sandbox, pizza, rainbow, toothbrush, doghouse
Assessment: Lesson 2a, page 172
Picture-Word Cards: fire, flies

Letter Work

➤ **New Letter: P**

Do you see this letter? Show and point to the letter. **This is the letter P. Say P. ① The letter P says /p/. Say /p/. ① Point to P. What letter is this? ① P. What sound does the letter P make? ① /p/.**

Word Games

➤ **Picture Card:** peanut



Look: a peanut. Show the card. **Listen to me say the parts of the word *peanut*: pea ① nut.** Stretch out a hand one at a time for each word part. **Now listen to me say the word: *peanut*.** Clap. **Say the parts of the word *peanut* with me: pea ① nut.** Stretch out a hand for each word part. **Now let's say the word: *peanut*.** Clap.

ONGOING ASSESSMENT

✓	Yes. Peanut.
X or NR	Let's try it again. Say the parts of the word <i>peanut</i> with me: pea ① nut. Stretch. Now let's say the word: <i>peanut</i>. Clap.

➤ **Picture Card:** sandbox



Look at the sandbox. Show the card. **Say the parts of the word *sandbox* with me: sand ① box.** Stretch. **Now let's say the word: *sandbox*.** Clap.

ONGOING ASSESSMENT

✓	Yes. Sandbox.
X or NR	Sandbox. Let's try it again. Say the parts of the word <i>sandbox</i> with me: sand ① box. Stretch. Now let's say the word: <i>sandbox</i>. Clap.

➤ **Picture Card:** pizza



Look at the pizza. Show the card. **Let's say the parts of the word *pizza*: piz ① za.** Stretch. **Now you say the word. ②**

ONGOING ASSESSMENT

✓	Yes. Pizza.
NR	Pizza. Let's try it again. The parts of the word: piz ① za. Stretch. Now you say the word.
X	Pizza. Let's try it again. The parts of the word: piz ① za. Stretch. The word: <i>pizza</i>. Clap. Again. The parts of the word: piz ① za. Stretch. Now you say the word. ②

(continued)

➤ Word: bucket

Let's try some without pictures. Listen: *bucket*. Let's say the parts of the word *bucket*: bu ❶ cket. Now you say the word. ❷

ONGOING ASSESSMENT	✓	Yes. <i>Bucket</i> .
	NR	<i>Bucket</i> . Let's try it again. The parts of the word: bu ❶ cket. Now you say the word. ❷
	X	<i>Bucket</i> . Let's try it again. The parts of the word: bu ❶ cket. The word: <i>bucket</i> . Again. The parts of the word: bu ❶ cket. Now you say the word. ❷

➤ Word: thunder

I'm going to try to trick you. Listen to me say the parts of a word: thun ❶ der. Now you say the word. ❷


ONGOING ASSESSMENT	✓	Yes. <i>Thunder</i> .
	NR	<i>Thunder</i> . Let's try it again. The parts of the word: thun ❶ der. Now you say the word. ❷
	X	<i>Thunder</i> . Let's try it again. The parts of the word: thun ❶ der. The word: <i>thunder</i> . Again. The parts of the word: thun ❶ der. Now you say the word. ❷

➤ Word: pencil

Let's try another one. Ready? Listen to me say the parts of a word: pen ❶ cil. Now you say the word. ❷

ONGOING ASSESSMENT	✓	Yes. <i>Pencil</i> .
	NR	<i>Pencil</i> . Let's try it again. The parts of the word: pen ❶ cil. Now you say the word. ❷
	X	<i>Pencil</i> . Let's try it again. The parts of the word: pen ❶ cil. The word: <i>pencil</i> . Again. The parts of the word: pen ❶ cil. Now you say the word. ❷

➤ Picture-Word Cards:
fire, flies



Let's play a different word game. This time, you get to tell me the parts of the words! Show the cards. Look at the word *fireflies*. It has two parts: *fire* and *flies*. Pull apart the cards and point to the word parts. The word is *fireflies*. Put cards together and point to the words. Now you say the parts of the word *fireflies*. Pull cards apart.

ONGOING ASSESSMENT	✓	Yes. Fire ❶ flies.
	NR	Let's try it again. The word: <i>fireflies</i> . Put cards together as you say the word parts. Now you say the parts of the word. Pull cards apart. ❷
	X	Fire ❶ flies. Let's try it again. The word: <i>fireflies</i> . Put cards together as you say the word parts. The parts of the word: fire ❶ flies. Pull cards apart. Again. The word: <i>fireflies</i> . Put cards together. Now you say the parts of the word. Pull cards apart. ❷

(continued)

► **Picture Card:** rainbow



Show the card. **Listen to me say a word: *rainbow*.** Put your hands together as you say the word. **Now listen to me say the parts of the word: rain ① bow.** Stretch out one hand at a time as you say each word part. **Say the word *rainbow* with me: *rainbow*.** Put hands together. **Now let's say the parts of the word: rain ① bow.** Stretch out one hand at a time.

ONGOING ASSESSMENT	✓	Yes. Rain ① bow.
ONGOING ASSESSMENT	✗ or NR	Rain ① bow. Let's try it again. The word: <i>rainbow</i>. Put hands together. Now let's say the parts of the word: rain ① bow. Stretch.

► **Picture Card:** toothbrush



Let's try another one. Listen: *toothbrush*. Show the card. **Say the word with me: *toothbrush*.** Put hands together. **Now let's say the parts of the word: tooth ① brush.** Stretch.

ONGOING ASSESSMENT	✓	Yes. Tooth ① brush.
ONGOING ASSESSMENT	✗ or NR	Tooth ① brush. Let's try it again. The word: <i>toothbrush</i>. Put hands together. Now let's say the parts of the word: tooth ① brush. Stretch.

► **Picture Card:** doghouse



Listen: *doghouse*. Let's say the word: *doghouse*. Put hands together. **Now you say the parts of the word *doghouse*. ②**

ONGOING ASSESSMENT	✓	Yes. Dog ① house.
ONGOING ASSESSMENT	NR	Dog ① house. Let's try it again. The word: <i>doghouse</i>. Put hands together. Now you say the parts of the word. ②
ONGOING ASSESSMENT	✗	Dog ① house. Let's try it again. The word: <i>doghouse</i>. Put hands together. The parts of the word: dog ① house. Stretch. Again. The word: <i>doghouse</i>. Put hands together. Now you say the parts of the word. ②

► **Word:** oatmeal

Let's try one more without pictures. Listen: *oatmeal*. Let's say the word: *oatmeal*. Put hands together. **Now you say the parts of the word *oatmeal*. ②**

ONGOING ASSESSMENT	✓	Yes. Oat ① meal.
ONGOING ASSESSMENT	NR	Oat ① meal. Let's try it again. The word: <i>oatmeal</i>. Put hands together. Now you say the parts of the word. ②
ONGOING ASSESSMENT	✗	Oat ① meal. Let's try it again. The word: <i>oatmeal</i>. Put hands together. The parts of the word: oat ① meal. Stretch. Again. The word: <i>oatmeal</i>. Put hands together. Now you say the parts of the word. ②

Lesson 2b

- SKILLS**
- Blending compound and two-syllable words
 - Segmenting compound words

MATERIALS

Picture Cards: popcorn, doorknob, bedroom, hairbrush, toothpaste, wheelchair

Assessment: Lesson 2b, page 173

Picture-Word Cards: star, fish

Letter Work

➤ **New Letter: P**

Do you see this letter? Show and point to the letter. **This is the letter P. Say P. ① The letter P says /p/. Say /p/. ① Point to P. What letter is this? ① P. What sound does the letter P make? ① /p/.**

Word Games

➤ **Picture Card:** popcorn



Look: popcorn. Show the card. **Listen to me say the parts of the word popcorn: pop ① corn.** Stretch out one hand at a time as you say each word part. **Now listen to me say the word: popcorn.** Clap as you say the whole word. **Say the parts of the word popcorn with me: pop ① corn.** Stretch out one hand at a time for each word part. **Now let's say the word: popcorn.** Clap.

ONGOING ASSESSMENT

✓	Yes. Popcorn.
✗ or NR	Let's try it again. Say the parts of the word popcorn with me: pop ① corn. Stretch. Now let's say the word: popcorn. Clap.

➤ **Picture Card:** doorknob



Look at the doorknob. Show the card. **Say the parts of the word doorknob with me: door ① knob.** Stretch out one hand at a time as you say each word part. **Now let's say the word: doorknob.** Clap as you say the word.

ONGOING ASSESSMENT

✓	Yes. Doorknob.
✗ or NR	Doorknob. Let's try it again. Say the parts of the word doorknob with me: door ① knob. Stretch. Now let's say the word: doorknob. Clap.

➤ **Picture Card:** bedroom



Look at the bedroom. Show the card. **Let's say the parts of the word bedroom: bed ① room.** Stretch. **Now you say the word. ②**

ONGOING ASSESSMENT

✓	Yes. Bedroom.
NR	Bedroom. Let's try it again. The parts of the word: bed ① room. Stretch. Now you say the word. ②
✗	Bedroom. Let's try it again. The parts of the word: bed ① room. Stretch. The word: bedroom. Clap. Again. The parts of the word: bed ① room. Stretch. Now you say the word. ②

(continued)

➤ Word: carpet

Let's try some without pictures. Listen: *carpet*. Let's say the parts of the word *carpet*: car ① pet. Now you say the word. ②

ONGOING ASSESSMENT	✓	Yes. <i>Carpet</i> .
	NR	<i>Carpet</i> . Let's try it again. The parts of the word: car ① pet. Now you say the word. ②
	x	<i>Carpet</i> . Let's try it again. The parts of the word: car ① pet. The word: <i>carpet</i> . Again. The parts of the word: car ① pet. Now you say the word. ②

➤ Word: music

Listen to me say the parts of a word: mu ① sic. Now you say the word. ②


ONGOING ASSESSMENT	✓	Yes. <i>Music</i> .
	NR	<i>Music</i> . Let's try it again. The parts of the word: mu ① sic. Now you say the word. ②
	x	<i>Music</i> . Let's try it again. The parts of the word: mu ① sic. The word: <i>music</i> . Again. The parts of the word: mu ① sic. Now you say the word. ②

➤ Word: button

Let's try another one. Listen to me say the parts of a word: but ① ton. Now you say the word. ②

ONGOING ASSESSMENT	✓	Yes. <i>Button</i> .
	NR	Let's try it again. The parts of the word: but ① ton. Now you say the word. ②
	x	<i>Button</i> . Let's try it again. The parts of the word: but ① ton. The word: <i>button</i> . Again. The parts of the word: but ① ton. Now you say the word. ②

➤ Picture-Word Cards:
star, fish



Let's play a different word game. This time, you get to tell me the parts of the words. Show the cards. Look at the word *starfish*. It has two parts: *star* and *fish*. Pull apart the cards and point to the word parts. The word is *starfish*. Put the cards together and point to the word. Now you say the parts of the word *starfish*. Pull cards apart.

ONGOING ASSESSMENT	✓	Yes. Star ① fish.
	NR	Let's try it again. The word: <i>starfish</i> . Put cards together. Now you say the parts of the word. Pull cards apart. ②
	x	Star ① fish. Let's try it again. The word: <i>starfish</i> . Put cards together. The parts of the word: star ① fish. Pull cards apart. Again. The word: <i>starfish</i> . Put cards together. Now you say the parts of the word. Pull cards apart. ②

(continued)

➤ **Picture Card:** hairbrush



Show the card. **Listen to me say a word: *hairbrush*.** Put your hands together as you say the word. **Now listen to me say the parts of the word: *hair* ① *brush*.** Stretch out one hand at a time as you say the word. **Say the word *hairbrush* with me: *hairbrush*.** Put hands together. **Now let's say the parts of the word: *hair* ① *brush*.** Stretch out one hand at a time.

ONGOING ASSESSMENT	✓	Yes. Hair ① brush.
	X or NR	Hair ① brush. Let's try it again. The word: <i>hairbrush</i>. Put hands together. Now let's say the parts of the word: <i>hair</i> ① <i>brush</i>. Stretch.

➤ **Picture Card:** toothpaste



Let's try another one. Listen: *toothpaste*. Show the card. **Say the word with me: *toothpaste*.** Put hands together. **Now let's say the parts of the word: *tooth* ① *paste*.** Stretch.

ONGOING ASSESSMENT	✓	Yes. Tooth ① paste.
	X or NR	Tooth ① paste. Let's try it again. The word: <i>toothpaste</i>. Put hands together. Now let's say the parts of the word: <i>tooth</i> ① <i>paste</i>. Stretch.

➤ **Picture Card:** wheelchair



Listen: *wheelchair*. Show the card. **Let's say the word: *wheelchair*.** Put hands together. **Now you say the parts of the word *wheelchair*. ①**

ONGOING ASSESSMENT	✓	Yes. Wheel ① chair.
	NR	Wheel ① chair. Let's try it again. The word: <i>wheelchair</i>. Put hands together. Now you say the parts of the word. ②
	X	Wheel ① chair. Let's try it again. The word: <i>wheelchair</i>. Put hands together. The parts of the word: <i>wheel</i> ① <i>chair</i>. Stretch. Again. The word: <i>wheelchair</i>. Put hands together. Now you say the parts of the word. ②

➤ **Word:** earthquake

Let's try one more without pictures. Listen: *earthquake*. **Let's say the word: *earthquake*.** Put hands together. **Now you say the parts of the word *earthquake*. ②**

ONGOING ASSESSMENT	✓	Yes. Earth ① quake.
	NR	Earth ① quake. Let's try it again. The word: <i>earthquake</i>. Put hands together. Now you say the parts of the word. ②
	X	Earth ① quake. Let's try it again. The word: <i>earthquake</i>. Put hands together. The parts of the word: <i>earth</i> ① <i>quake</i>. Stretch. Again. The word: <i>earthquake</i>. Put hands together. Now you say the parts of the word. ②

Lesson 2c

- SKILLS**
- Blending compound and two-syllable words
 - Segmenting compound words

MATERIALS

Picture Cards: shoelace, eyebrow, lampshade, highchair, bluebird, sunset

Assessment: Lesson 2c, page 174

Picture-Word Cards: cup, cake

Letter Work

➤ **New Letter: P**

Do you see this letter? Show and point to the letter. **This is the letter P. Say P. ① The letter P says /p/. Say /p/. ① Point to P. What letter is this? ① P. What sound does the letter P make? ① /p/.**

Word Games

➤ **Picture Card:** shoelace



Look: a shoelace. Show the card. **Listen to me say the parts of the word shoelace: shoe ① lace.** Stretch out one hand at a time as you say each word part. **Now listen to me say the word: shoelace.** Clap as you say the word. **Say the parts of the word shoelace with me: shoe ① lace.** Stretch out a hand for each word part. **Now let's say the word: shoelace.** Clap.

ONGOING ASSESSMENT

✓	Yes. Shoelace.
X or NR	Let's try it again. Say the parts of the word shoelace with me: shoe ① lace. Stretch. Now let's say the word: shoelace. Clap.

➤ **Picture Card:** eyebrow



Look at the eyebrow. Show the card. **Say the parts of the word eyebrow with me: eye ① brow.** Stretch. **Now let's say the word: eyebrow.** Clap.

ONGOING ASSESSMENT

✓	Yes. Eyebrow.
X or NR	Eyebrow. Let's try it again. Say the parts of the word eyebrow with me: eye ① brow. Stretch. Now let's say the word: eyebrow. Clap.

➤ **Picture Card:** lampshade



Look at the lampshade. Show the card. **Let's say the parts of the word lampshade: lamp ① shade.** Stretch. **Now you say the word. ②**

ONGOING ASSESSMENT

✓	Yes. Lampshade.
NR	Lampshade. Let's try it again. The parts of the word: lamp ① shade. Stretch. Now you say the word. ②
X	Lampshade. Let's try it again. The parts of the word: lamp ① shade. Stretch. The word: lampshade. Clap. Again. The parts of the word: lamp ① shade. Stretch. Now you say the word. ②

(continued)

► Word: silver

Let's try some without pictures. Listen: *silver*. Let's say the parts of the word *silver*: sil ❶ ver. Now you say the word. ❷

ONGOING ASSESSMENT	✓	Yes. <i>Silver</i> .
	NR	<i>Silver</i> . Let's try it again. The parts of the word: sil ❶ ver. Now you say the word. ❷
	x	<i>Silver</i> . Let's try it again. The parts of the word: sil ❶ ver. The word: <i>silver</i> . Again. The parts of the word: sil ❶ ver. Now you say the word. ❷

► Word: tuna

I'm going to try to trick you. Listen to me say the parts of a word: tu ❶ na. Now you say the word. ❷

ONGOING ASSESSMENT	✓	Yes. <i>Tuna</i> .
	NR	<i>Tuna</i> . Let's try it again. The parts of the word: tu ❶ na. Now you say the word. ❷
	x	<i>Tuna</i> . Let's try it again. The parts of the word: tu ❶ na. The word: <i>tuna</i> . Again. The parts of the word: tu ❶ na. Now you say the word. ❷

► Word: happy

Let's try another one. Ready? Listen to me say the parts of a word: hap ❶ py. Now you say the word. ❷

ONGOING ASSESSMENT	✓	Yes. <i>Happy</i> .
	NR	<i>Happy</i> . Let's try it again. The parts of the word: hap ❶ py. Now you say the word. ❷
	x	<i>Happy</i> . Let's try it again. The parts of the word: hap ❶ py. The word: <i>happy</i> . Again. The parts of the word: hap ❶ py. Now you say the word. ❷

► Picture-Word Cards:
cup, cake



Let's play a different word game. This time, you get to tell me the parts of the words! Show the cards. Look at the word *cupcake*. It has two parts: *cup* and *cake*. Pull apart the cards and point to the word parts. The word is *cupcake*. Put the cards together and point to the words. Now you say the parts of the word *cupcake*. Pull cards apart.

ONGOING ASSESSMENT	✓	Yes. Cup ❶ cake.
	NR	Let's try it again. The word: <i>cupcake</i> . Put cards together. Now you say the parts of the word. Pull cards apart. ❷
	x	Cup ❶ cake. Let's try it again. The word: <i>cupcake</i> . Put cards together. The parts of the word: cup ❶ cake. Pull cards apart. Again. The word: <i>cupcake</i> . Put cards together. Now you say the parts of the word. Pull cards apart. ❷

(continued)

► **Picture Card:** highchair



Show the card. **Listen to me say a word: *highchair*.** Put your hands together as you say the word. **Now listen to me say the parts of the word: high ① chair.** Stretch out one hand at a time as you say the word parts. **Say the word *highchair* with me: *highchair*.** Put hands together as you say the word. **Now let's say the parts of the word: high ① chair.** Stretch out one hand at a time.

ONGOING ASSESSMENT	✓	Yes. High ① chair.
	X or NR	High ① chair. Let's try it again. The word: <i>highchair</i>. Put hands together. Now let's say the parts of the word: high ① chair. Stretch.

► **Picture Card:** bluebird



Let's try another one. Listen: *bluebird*. Show the card. **Say the word with me: *bluebird*.** Put hands together. **Now let's say the parts of the word: blue ① bird.** Stretch.

ONGOING ASSESSMENT	✓	Yes. Blue ① bird.
	X or NR	Blue ① bird. Let's try it again. The word: <i>bluebird</i>. Put hands together. Now let's say the parts of the word: blue ① bird. Stretch.

► **Picture Card:** sunset



Listen: *sunset*. Show the card. **Let's say the word: *sunset*.** Put hands together. **Now you say the parts of the word *sunset*. ②**

ONGOING ASSESSMENT	✓	Yes. Sun ① set.
	NR	Sun ① set. Let's try it again. The word: <i>sunset</i>. Put hands together. Now you say the parts of the word. ②
	X	Sun ① set. Let's try it again. The word: <i>sunset</i>. Put hands together. The parts of the word: sun ① set. Stretch. Again. The word: <i>sunset</i>. Put hands together. Now you say the parts of the word. ②

► **Word:** playhouse

Let's try one more without pictures. Listen: *playhouse*. **Let's say the word: *playhouse*.** Put hands together. **Now you say the parts of the word *playhouse*. ②**

ONGOING ASSESSMENT	✓	Yes. Play ① house.
	NR	Play ① house. Let's try it again. The word: <i>playhouse</i>. Put hands together. Now you say the parts of the word. ②
	X	Play ① house. Let's try it again. The word: <i>playhouse</i>. Put hands together. The parts of the word: play ① house. Stretch. Again. The word: <i>playhouse</i>. Put hands together. Now you say the parts of the word. ②



fire



flies





star



fish






cup



cake



Lesson 2a Assessment

Date: _____

Children's names: 1: _____ 2: _____ 3: _____

Directions: Administer each item to one child. For example, administer Item 1 to one child, Item 2 to another child, and so on. For each item, if a child responds correctly, say, "Yes." For an incorrect response, repeat the target word ["foot ❶ step"] and circle the response given from the choices below or write in the response given on the line provided. Say all script in **bold** verbatim. Correct responses are underlined.

Now I want to see if you can remember what you learned. I'm going to say a word and I want you to tell me the parts of the word.

1. 1st Child's name, **it's your turn first. Listen: *footstep*. Now you say the parts of the word.**

foot ❶ step foot step footstep _____

2. 2nd Child's name, **it's your turn next. Listen: *milkshake*. Now you say the parts of the word.**

milk ❶ shake milk shake milkshake _____

3. 3rd Child's name, **it's your turn next. Listen: *handstand*. Now you say the parts of the word.**

hand ❶ stand hand stand handstand _____

4. 1st Child's name, **listen: *bulldog*. Now you say the parts of the word.**

bull ❶ dog bull dog bulldog _____

5. 2nd Child's name, **listen: *toenail*. Now you say the parts of the word.**

toe ❶ nail toe nail toenail _____

6. 3rd Child's name, **listen: *earring*. Now you say the parts of the word.**

ear ❶ ring ear ring earring _____

We're all done! I had fun saying the parts of words with you.

Lesson 2b Assessment

Date: _____

Children's names: 1: _____ 2: _____ 3: _____

Directions: Administer each item to one child. For example, administer Item 1 to one child, Item 2 to another child, and so on. For each item, if a child responds correctly, say, "Yes." For an incorrect response, repeat the target word ["lunch **l** box"] and circle the response given from the choices below or write in the response given on the line provided. Say all script in **bold** verbatim. Correct responses are underlined.

Now I want to see if you can remember what you learned. I'm going to say a word and I want you to tell me the parts of the word.

1. 1st Child's name, **it's your turn first. Listen: *lunchbox*. Now you say the parts of the word.**

lunch**l**box lunch box lunchbox _____

2. 2nd Child's name, **it's your turn next. Listen: *starlight*. Now you say the parts of the word.**

star**l**ight star light starlight _____

3. 3rd Child's name, **it's your turn next. Listen: *lamppost*. Now you say the parts of the word.**

lamp**l**post lamp post lamppost _____

4. 1st Child's name, **listen: *headlight*. Now you say the parts of the word.**

head**l**ight head light headlight _____

5. 2nd Child's name, **listen: *kneecap*. Now you say the parts of the word.**

knee**l**cap knee cap kneecap _____

6. 3rd Child's name, **listen: *nighttime*. Now you say the parts of the word.**

night**l**time night time nighttime _____

7. 1st Child's name, **listen: *popcorn*. Now you say the parts of the word.**

pop**l**corn pop corn popcorn _____

8. 2nd Child's name, **listen: *doorknob*. Now you say the parts of the word.**

door**l**knob door knob doorknob _____

9. 3rd Child's name, **listen: *bedroom*. Now you say the parts of the word.**

bed**l**room bed room bedroom _____

We're all done! I had fun saying the parts of words with you.

Lesson 2c Assessment

Date: _____

Children's names: 1: _____ 2: _____ 3: _____

Directions: Administer each item to one child. For example, administer Item 1 to one child, Item 2 to another child, and so on. For each item, if a child responds correctly, say, "Yes." For an incorrect response, repeat the target word ["stop **1** watch"] and circle the response given from the choices below or write in the response given on the line provided. Say all script in **bold** verbatim. Correct responses are underlined.

Now I want to see if you can remember what you learned. I'm going to say a word and I want you to tell me the parts of the word.

1. 1st Child's name, **it's your turn first. Listen: stopwatch. Now you say the parts of the word.**

stop **1** watch stop watch stopwatch _____

2. 2nd Child's name, **it's your turn next. Listen: bullfrog. Now you say the parts of the word.**

bull **1** frog bull frog bullfrog _____

3. 3rd Child's name, **it's your turn next. Listen: goldfish. Now you say the parts of the word.**

gold **1** fish gold fish goldfish _____

4. 1st Child's name, **listen: rowboat. Now you say the parts of the word.**

row **1** boat row boat rowboat _____

5. 2nd Child's name, **listen: seashell. Now you say the parts of the word.**

sea **1** shell sea shell seashell _____

6. 3rd Child's name, **listen: pigpen. Now you say the parts of the word.**

pig **1** pen pig pen pigpen _____

We're all done! I had fun saying the parts of words with you.